

# Talara Primary College

## Prep Enrolment Package

### Parent/Carer to keep



Thank you for choosing Talara Primary College for your child's education. We are honoured to have such a responsibility and look forward to working together with you to provide the very best learning journey for your child. We hope that through our enrolment induction interview, our Talara Prospectus and this information pack, we are able to provide you all of the information to enable a smooth and successful transition in to our college.

This pack contains information for the parents to keep. Information includes;

- Contact information and School break timetable
- Principal's Welcome
- Enrol Now for Prep 2026 Flyer – mandatory attendance
- 2026 Ready, Set, Prep! Program Flyer
- Student Resource Scheme 2026
- Copy of the ICT Acceptable Use Agreement
- Talara Primary College P&C Association Flyer
- Uniform Shop Policy and Pricelist
- ParentTV and QParents information



## Contact us

Our friendly office staff are available from 8.00am to 3.30pm Monday to Friday and are here to assist you with any enquiries that you may have.

Telephone	07 5438 3777
Student absence line	07 5438 3760
SMS absence line	0474 195 135
Email address	<a href="mailto:Info@talacollss.eq.edu.au">Info@talacollss.eq.edu.au</a>
Web address	<a href="https://talacollss.eq.edu.au">https://talacollss.eq.edu.au</a>
Address	24 Talara Street, Currimundi QLD 4551
Postal Address	PO Box 3707, Caloundra Distribution Centre, QLD 4551

## Class Times

8.40	Recommended time of arrival – Teachers are in classrooms
8.45	First session of learning time commences
10.55	Beginning of first break – children proceed to eating areas
11.05	Playtime commences
11.25	Children moves to assembly areas
11.30	Second session of learning time commences
1.05	Beginning of second break – children proceed to eating areas
1.10	Playtime commences
1.35	Children move to assembly areas
1.40	Third session of learning time commences
2.45	End of school day

**Talara Primary College**  
**Prep Enrolment Package**  
**Parent/Carer to keep**



## **Principal's Welcome**

At Talara Primary College we highly value the role parents need to play in the education of their child. You, as parents, know your child best so please ensure you assist our staff in getting to know your child. At Talara Primary College we make the following commitment to parents and caregivers.

### **Talara staff will seek to ensure that you:**

- are treated with courtesy and respect
- receive a quality education for your child
- have the opportunity to participate in your child's education
- receive accurate information about your child's learning and behaviour at school and the programs that support your child's development
- have the opportunity to participate in school decision making
- can ask questions and have access to information about why decisions are made at Talara Primary College and within Education Queensland
- receive regular oral and/or written reports about your child's progress
- feel free to raise and discuss school issues at Parents' and Citizens' (P&C) Association meetings
- can express your opinions about the educational needs of your child to school staff
- can contact school staff for a confidential discussion about anything that you are concerned about or interested in
- can raise your concerns in a receptive environment.

### **We encourage you to:**

- ensure your child attends school regularly and on time
- motivate your child/ren to value learning
- help with your child's learning and behavioural development
- recognise and respect the rights of all members of the school community
- tell your child's teacher promptly about anything that may be affecting your child's learning, behaviour or health
- keep informed about what is happening at school by reading fully all correspondence from school and responding promptly when required
- participate in developing school policies through appropriate forums
- respect and support the implementation of school policies
- discuss with the Principal/Deputy Principal aspects of policies you feel need further consideration
- ensure the school has accurate personal information about your child, including your home address, contact telephone numbers, medical and custody updates
- take advantage of opportunities to talk with school staff at appropriate and agreed times
- contact the school when your child is unable to attend
- supervise your child's homework tasks
- participate in school-based decision making.

# Talara Primary College

## Prep Enrolment Package

### Parent/Carer to keep








We also welcome you to participate by:

- becoming active members and/or supporters of Talara's P&C and associated committees such as Fundraising, Sport Promotion and Sporting Facility Development
- attending parent education courses
- sharing your ideas through the school planning processes
- attending school functions and meetings
- working with teachers in the classroom
- helping in the tuckshop or Information Access Centre
- helping with sports days, school excursions, special events etc.
- sharing your interests or skills with the rest of the school community
- attending Culminating Activities, Showcase afternoons and Parent Partnership Meetings.

Your child is so very important. Our staff are honoured that you have chosen to entrust us with their care and development as they navigate their schooling journey. We look forward to working in partnership with you to encourage and support your child to grow as an individual.

Lisa Cutter

Acting Principal







# Talara Primary College

## ENROL NOW FOR PREP 2026

***We wish to invite you and your child to the following sessions to support their transition into Prep:***

### **Prep Precinct Open Afternoon**

**Tuesday 12 August, 2025 • 3.15-4.00pm**

*An informal opportunity for you and your child to explore our Prep environment.*

*No RSVP required*

### **Principal's Guided Tour**

**Monday 8 September, 2025 • 9.00-10.00am**

*This tour is optional and both parents and children are welcome. Meet in front of the Administration Office at the front of our school to sign in for the guided tour.*

### **Parent Information and Student Induction Session**

*As part of our Prep transition process, **attendance at one of these sessions is essential.** Prep 2026 students will experience fun activities in a Prep classroom whilst parents attend an important enrolment information session.*



**Talara Street, Currimundi  
P: 5438 3777**

**E: [info@talacollss.eq.edu.au](mailto:info@talacollss.eq.edu.au)**

**[www.talacollss.eq.edu.au](http://www.talacollss.eq.edu.au)**



***Please select one of the below sessions and RSVP to our Talara front office***

Date:	Tuesday 28 October	Wednesday 29 October
Registration:	4.45pm	9.00am
Session Starts:	5.00pm	9.15am

*To enable our staff to carefully consider class placement for your child, please complete and return all enrolment documentation as soon as possible prior to **8 September 2025**. Enrolment packs can be collected from the Talara Primary College Administration building. Limited Out of Zone enrolments available.*

**Children born 1 July 2020 to 30 June 2021 are eligible to enrol in Prep for 2026**

**Talara Primary College—Excellence in Education**

• Traditional values • High expectations • Innovative and creative curriculum



# Talara Primary College



## COULD YOUR CHILD BENEFIT FROM ENROLLING IN OUR “READY, SET, PREP” PROGRAM?

Children born 1 July 2020 to 30 June 2021 are eligible to enrol in Prep for 2026

### “READY, SET, PREP” TRANSITION PROGRAM

This program is designed for students who may experience difficulty with transitioning to school, or children who have not attended an early learning centre. Participation is not mandatory. If you wish for your child to attend, you must also accompany them for the session. You are welcome to attend as many sessions as you think your child needs.

WEEK	DATE	TIME	WHERE	ACTIVITY
1	Wed 8 Oct	1:45 - 2:30pm	ECDP (located within Talara Primary College)	Come in for a play and an opportunity to meet other children and parents transitioning to Talara. Speak to staff about any concerns you may have in relation to your child's transition.
2	Wed 15 Oct	1:45 - 2:30pm	ECDP (located within Talara Primary College)	Come in for a play and an opportunity to meet other children and parents transitioning to Talara. Speak to staff about any concerns you may have in relation to your child's transition. Listen to our Guest Speakers about how to make your child's transition a positive one.
3	Wed 22 Oct	1:45 - 2:30pm	ECDP (located within Talara Primary College)	Come in for a play and an opportunity to meet other children and parents transitioning to Talara. Speak to staff about any concerns you may have in relation to your child's transition. Listen to our Guest Speakers about how to make your child's transition a positive one.
4	Tue 28 Oct - or - Wed 29 Oct	4.45 - 6.30pm - or - 9.00 - 10.45am	Hall	Parent Information and Student Induction Sessions. <b>*Attendance at one of these sessions is essential.</b>
5	Wed 5 Nov	1:45 - 2:30pm	Prep Classrooms	In Class Transition Program – Join our current prep teachers and students in class and help your child become familiar with the Prep environment.
6	Wed 12 Nov	1:45 - 2:30pm	Prep Classrooms	In Class Transition Program – Join our current prep teachers and students in class and help your child become familiar with the Prep environment.

### Talara Primary College “Ready, Set, Prep” Transition Program

Please indicate which session/s of the “Ready, Set, Prep” Transition Program you are interested in attending.

You will also complete and submit this information as part of your return enrolment documentation; this copy is for you to keep as a reminder.

☐ Wed 8 October ☐ Wed 15 October ☐ Wed 22 October  
☐ Wed 5 November ☐ Wed 12 November

**Talara Primary College—Excellence in Education**

• Traditional values • High expectations • Innovative and creative curriculum

# Every day counts in Prep

## Every day counts in Prep because going to Prep every day ...

- will make sure your child gets the most out of their important first year of school
- will make your child's transition into Year 1 easier
- improves your child's reading, writing and maths
- builds a positive approach to learning
- strengthens your child's independence and confidence.



## Prep in Queensland

- Prep is the first year of school in Queensland. It is also the first year of the Australian Curriculum.
- Prep is full-time. It is from Monday to Friday – the same time as the other years at school.
- Schools assess and report on Prep student's achievements.

## What will your child's school do?

- Deliver the first year of the Australian Curriculum through Prep.
- Monitor your child's attendance.
- Talk to you about any unexplained absences.
- Work with you to overcome problems affecting your child's attendance.
- Give your child support for any additional learning needs they may have.
- Offer developmentally, socially and culturally appropriate learning opportunities.

## Support for families

If you think your child may not be ready to start Prep, or is having difficulties in their Prep Year, you can speak to your school's principal.

If needed, you can delay when your child starts Prep by 12 months.

If your child is having problems attending Prep each school day, speak to your school for advice and support.



# Student Resource Scheme 2026



Dear Parents,

At Talara Primary College our core business is to maximise learning outcomes. One initiative that we have implemented at TPC to empower the teaching and learning process is the Student Resource Scheme.

Talara's Student Resource Scheme is different to an annual family contribution scheme that many schools have as these are usually in addition to parents having to buy a full booklist of school stationery items. Parents are then faced with the accumulative expense of ongoing replacement of items throughout the year. Our scheme involves parents making a payment to the school instead of buying the usual booklist items, both initially and throughout the year.

Years of experience with the traditional booklist method, where parent's purchase books for their own students from a list issued by the school, has highlighted frustrations such as:

- not every child having what is required, when it is required
- well-meaning parents having paid good money for the wrong item – discovered when labelled and cannot be returned
- parents unaware their child requires replacement items and therefore students go without necessary school items, if parents are not in a situation to respond quickly
- teachers having to work with booklist items (often determined by other teachers) that are not required or not ideal to support the teacher's individualised program
- lack of flexibility for the teacher
- waste if a teacher is unable to use items purchased because they do not align to the current unit of work
- parents being sent on an almost impossible "hunt and gather" – along with a couple of other million
- parents –often all in the same shopping aisle at the same time
- last minute dash to the corner shop on the way to school by frazzled parents and upset students to buy a "must have now" item.

I'm sure anyone who has worked with this traditional scheme before Talara will know the pitfalls. The challenges can be lessened with pre-packaged purchases but many of the pitfalls in selection and lack of flexibility still prevail.

**The Student Resource Scheme is preferred because the scheme ensures your child receives exactly what they need at the time they need it.**

This is a very powerful difference in the teaching and learning process and makes this scheme one of the cornerstones of our curriculum success. Teachers are able to make lessons happen as they are planned and students are not disadvantaged or unprepared for a lesson.

Every child has the same item and the loss of concentration typically brought about by being without items, the presence of gimmick items, student competitiveness and comparison is minimised.

The scheme gives teachers the opportunity to determine exactly what students require as the units of work are planned at key times throughout the year. The spin-off is that teachers are not constrained to use the booklist requirements that parents have bought according to a booklist set long before the exact requirements of individual teachers and current units of work is known. **The prevention of waste and the flexibility that supports learning, made possible by this scheme are highly desired outcomes of this scheme.**

Replacement items are provided throughout the year. This means you no longer have the worry about your child's ongoing requirements.

**The 2026 annual charge is \$150 for Prep to Year 4; \$130 for Year 5 & 6.**

This amount includes all stationery items, textbooks, as well as art materials, printed materials, cooking ingredients, the list goes on. Each year level also has an ICT program purchased (Prep-Yr 2: Phonics Hero, Yr 3 & 4: Reflex Maths, Yr 5 & 6: MathsOnline). An online consent request will be sent through QParents at the beginning of each school year.

# Student Resource Scheme 2026



Parents are provided with the opportunity to make one annual payment or 3 instalments. Student Resource scheme payments for 2026 may now be made at the office. Early payment during this semester will greatly assist us to ensure your students' materials are ready for day one next year.

We encourage parents/carers to make annual payments where possible. Please check payment methods on the next page. The school office will be open the week before school starts. Students arrive at school on Day 1 to find a starter pack of stationery items set out on their desk; **therefore, payment for Semester 1 must be made BEFORE 5pm Monday 19 January 2026 for Day 1 stationery items to be provided.**

The payment schedule options are as follows:

- Option A: Once only, full annual payment, paid by 19 January; or
- Option B: Three negotiated instalments within the first 2 weeks of Terms 1, 2 and 3  
(Prep – Yr 4: \$80 for Term 1, \$35 for Term 2, \$35 for Term 3)  
(Yr 5 & 6: \$70 for Term 1, \$30 for Term 2, \$30 for Term 3)

As the booklist requirements are determined as teachers plan throughout the year, the exact set of items your child will receive will differ from class to class and from year to year. It is therefore not possible to confirm exactly what we will provide your child over the year as flexibility is at the essence of the scheme's benefit to learning. The way in which teachers organise student access to resources will vary according to the nature of lessons and variations in the way teachers prefer their class to operate.

Each year teachers carefully select specialised items and we are then faced with the challenge of sourcing those specialised items to ensure adequate stock. In addition to these texts and specialised requirements, teachers select from a base range of stationery items and order in any specialised item as requested. Since we order enormous quantities of stock, the prices are very favourable and enable us to ensure your money is economically spent. We also are well positioned to monitor the quality, durability and appropriateness of the stock we buy for a primary school setting and improve on the range wherever possible. (Yes, we will scoop on back-to-school specials to ensure the potential of your money is maximised.) Remember, we pay a GST free price as well.

Items are not handed out all at once although a significant number of items are provided at the beginning of the year or upon enrolment. Items are presented as required and replacement of items automatically occurs throughout the year. This means that it takes all year for your child's full set of provisions to appear.

As part of the Student Resource Scheme, students' access class sets of expensive items such as dictionaries, atlases and calculators as learning is better facilitated when every child can work from the same product that is the focus of the lesson.

Our experience tells us that the loss of writing materials is very high when they make the journey to and from school. Therefore, writing materials stay at school and you are asked to provide pencils, rubbers and rulers required for homework at home. Obviously, books will commute and you are encouraged to cover and label them as they appear.

Enrolling students arriving with provisions from other schools are instructed to leave all writing instruments at home for home use. Book items, which match classroom book items, will be used in class.

Due to the ongoing costs of replacements, we have typically not had leftover funds at the end of the year. However, if we do have any surplus, we report the total to the P&C at their Annual Finance Meeting. The P&C then decides how these funds will be used to directly benefit all students, often investing in resources like library books or home reading trolleys.

We want to assure you that we remain accountable to you throughout this process. This funding scheme has received exceptional support and is highly valued by our community. Its success relies on every parent contributing, as your payments play a crucial role in supporting your child's learning.



# Student Resource Scheme 2026



This initiative and the expenses are approved and supported by our Parents' and Citizens' Association and is reviewed each year by the P&C. Teachers are very strong advocates because they believe it really does greatly assist the learning process and enhance the way activities can be organised.

Please indicate on the slip provided if you intend supporting the scheme and your preferred method of payment. Please forward this form to the school office, together with payment, as soon as possible. Payments can be made at any time at the office. Although this scheme is voluntary, we welcome the opportunity to discuss with any parent not wishing to support the scheme any issue they have so that we can understand their reservations and seek ways to improve the scheme.

If you wish to seek further information about the scheme, please telephone 5438 3777 and I will be happy to address any concerns you may have. Obviously, we seek your support because our job is to maximise the learning opportunities for your children. The success of the scheme over the last 24 years has been a result of the overwhelming support from our parent community.

Kind regards

Lisa Cutter

Acting Principal

## **PAYMENT OPTIONS IN ORDER OF PREFERRED METHOD:**

### **1. QPARENTS:**

Approved QParents Account Owners can use the QParents App to view outstanding invoices, make payments and view payment history. There is no minimum payment required for QParents payments. If you're not an existing approved user, please contact our office to request an invitation email.

### **2. BPOINT ONLINE PAYMENTS:**

Click on the active BPoint website link on the bottom left side of your emailed invoice. A secure payment window will open and be pre-filled with the invoice number and student details. Enter the amount you are paying and your payment details. There is no minimum payment required. *Only single invoices can be paid by BPoint.*

### **3. EFTPOS:**

Payment can be made at the school administration office.

### **4. CENTREPAY:**

Use Centrepay to arrange regular deductions from your Centrelink payment. Centrepay is a voluntary payment option available to Centrelink customers. Go to [humanservices.gov.au/Centrepay](https://humanservices.gov.au/Centrepay) for more information.

### **5. CASH:**

Payment can be made at the school administration office.

# ICT ACCEPTABLE USE AGREEMENT



Dear Parents/Guardians,

As you are aware, Talara Primary College is committed to the provision of a futures orientated curriculum. Student access to and use of a variety of computer hardware, software and information sources, including internet and email, represents a significant element of our curriculum. Opportunities exist to further the education goals of the school by networking with others and accessing unique information and resources through these technological mediums.

However, student access to and use of computers needs to be carefully managed in a number of ways. One such way is to provide clear guidelines to students on the correct use of computers, software and information sources. Central to these guidelines is agreement from the students and their parents/guardian, that these guidelines will be met at all times. Parent/carer permission for students to use email and internet is required.

Talara Primary College has an Acceptable Use Agreement for Technology. The essence of the section of the policy which applies to students is captured by the following information and declarations. We ask that you read through this information carefully with your child and discuss the implications of the issues addressed.

Kind Regards,  
Lisa Cutter  
Acting Principal

## ICT Acceptable Use Agreement

Information and communication technology (ICT), including access to and use of the internet and email, are essential tools for schools in the provision of innovative educational programs. At Talara Primary College we are constantly exploring new and innovative ways to incorporate safe and secure ICT use into the educational program. School students, only with the approval of the principal, may be permitted limited connection of personally-owned mobile devices to the department's network, where this benefits the student's educational program.

### Responsibilities for using the school's ICT facilities and devices

- Students are expected to demonstrate safe, lawful and ethical behaviour when using the school's ICT network as outlined in the Talara Primary College Responsible Behaviour Plan.
- The school will educate students regarding cyber bullying, safe internet and email practices, and health and safety regarding the physical use of ICT devices. Students have a responsibility to behave in line with these safe practices.
- Use of the school's ICT network is secured with a user name and password. The password must be difficult enough so as not to be guessed by other users and is to be kept private by the student and not divulged to other individuals (e.g. a student should not share their username and password with fellow students).
- Students cannot use another student or staff member's username or password to access the school network. This includes not browsing or accessing another person's files, home drive, email or accessing unauthorised network drives or systems. Additionally, students should not divulge personal information (e.g. name, parent's name, address, phone numbers), via the internet or email, to unknown entities or for reasons other than to fulfil the educational program requirements of the school.
- Students need to understand that copying of software, information, graphics or other data files may violate copyright laws without warning and be subject to prosecution from agencies to enforce such copyrights.



# ICT ACCEPTABLE USE AGREEMENT



## **Publishing on the Internet**

As part of the learning experience, students may be required to produce material which will become part of an internet site. Students are permitted to either access or publish on the internet only after their parents have signed the attached declaration.

Responsibility for the spelling, presentation, accuracy and content of all web page items rests with the student in the first instance and the teacher in the second. Web pages will be uploaded to the World Wide Web by a member of Talara's staff only, not by students.

## **Acceptable use by a student**

It is acceptable for students while at school to:

- use ICT devices for
  - ✓ assigned class work and assignments set by teachers
  - ✓ developing appropriate literacy, communication and information skills
  - ✓ authoring text, artwork, audio and visual material for publication on the intranet or internet for educational purposes as supervised and approved by the school
  - ✓ conducting general research for school activities and projects
  - ✓ communicating or collaborating with other students, teachers, parents or experts in relation to school work
  - ✓ accessing online references such as dictionaries, encyclopaedias, etc.
  - ✓ researching and learning through the department's eLearning environment
- be courteous, considerate and respectful of others when using an ICT device
- switch off and place out of sight the mobile device during classes, where these devices are not being used.
- not knowingly download viruses or any other programs capable of breaching the department's networks security;
- use camera, video or audio functions only with the explicit direction from your teacher;
- consequences will occur if someone's privacy is invaded by recording and/or distribution of personal material

School students, only with the approval of the principal, may be permitted limited connection of personally-owned mobile devices to the department's network, where this benefits the student's educational program. (ie: Year 6 BYOx Program)

## **Responsibilities for using a personal device**

- Prior to any personally-owned mobile device being used, approval must be sought from the school to ensure it reflects the department's security requirements.
- Students are responsible for the security, integrity, insurance and maintenance of their personal mobile devices and their private network accounts.
- All files are to be scanned using appropriate virus software before being downloaded to the department's ICT network.
- Any inappropriate material or unlicensed software must be removed from personal mobile devices before bringing the devices to school and such material is not to be shared with other students.
- Unacceptable use will lead to the mobile device being confiscated by school employees, with its collection/return to occur at the end of the school day where the mobile device is not required for further investigation.
- Use personal mobile device for private use before or after school
- Seek teacher's approval where they wish to use a mobile device under special circumstances.

# ICT ACCEPTABLE USE AGREEMENT



Students are not to take or use devices during assessment or exams unless permitted by their teacher.

## ***Student:***

I understand that the school's information and communication technology (ICT) facilities and devices provide me with access to a range of essential learning tools, including access to the internet.

While I have access to the school's ICT facilities and devices:

- ✓ I will use it only for educational purposes;
- ✓ I will not reveal my password or allow anyone else to use my school account.
- ✓ I will not reveal names, home addresses or phone numbers – mine or that of any other person
- ✓ I will not use computers and associated hardware unless a teacher is present in the room
- ✓ I will not alter the configuration of the computers
- ✓ I will not download any file (including computer programs, video & audio files) without teacher permission

I understand that my online behaviours are capable of impacting on the good order and management of the school whether I am using the school's ICT facilities and devices inside or outside of school hours.

I understand that if the school decides I have broken the rules for using its ICT facilities and devices, appropriate action may be taken as per the Talara Primary College Responsible Behaviour Plan, which may include loss of access to the network for a period of time.

## ***Parent or Guardian:***

I understand that the school provides my child with access to the school's information and communication technology (ICT) facilities and devices for valuable learning experiences.

I will ensure that my child understands and adheres to the school's appropriate behaviour requirements and will not engage in inappropriate use of the school's ICT facilities and devices. Furthermore I will advise the school if any inappropriate material is received by my student/child that may have come from the school or from other parties.

**I understand that the school does not accept liability for any loss or damage suffered to personal mobile devices as a result of using the department's facilities and devices. Further, no liability will be accepted by the school or other families in the event of loss, theft or damage to any device.**

My student understands this responsibility, and I hereby give my permission for him/her to access and use the school's ICT facilities and devices under the school rules. I understand where inappropriate online behaviours negatively affect the good order and management of the school, the school may commence disciplinary actions in line with this user agreement or the Talara Primary College Responsible Behaviour Plan. This may include loss of access and usage of the school's ICT facilities and devices for some time.

## ***Authorisation and Controls***

The principal reserves the right to restrict student access to the school's ICT facilities if access and usage requirements are not met or are breached. However restricted access will not disrupt the provision of the student's educational program. The Department of Education, Training and Employment monitors access to and usage of their ICT network. The department may conduct security audits and scans, and restrict or deny access to the department's ICT network by any personal mobile device, if there is any suspicion that the integrity of the network might be at risk.



# Welcome to



## P&C ASSOCIATION



**Talara Primary College**  
**Parents and Citizens Association**  
*Helping our kids to shine*

*'Striving to achieve the best possible outcomes for students through a cohesive and productive partnership with our school community'*

follow us on



## Introducing the **TALARA P&C ASSOCIATION**

On behalf of the P&C Association, we warmly welcome you to Talara Primary College. We hope your family feels at home in our school community and quickly comes to appreciate the College's strong commitment to educational excellence. This commitment is evident in every aspect of school life—from the quality of teaching and learning to the inclusive and supportive environment we strive to create together.

At the heart of Talara is a deep sense of community. The P&C Association plays a key role in nurturing this culture by working collaboratively with the school and families. Through shared goals and mutual respect, we help create an environment where every student is supported to strive to achieve the best possible outcome through a cohesive and productive partnership.

We are proud to contribute to the enhancement of learning experiences through funding vital resources and facilities. Our support helps provide items such as the multi-purpose court, upgraded playgrounds, iPads, books, learning tools, musical instruments, and more—resources that enrich student learning and well-being.

In addition to fundraising, our events bring families together, helping to build strong, lasting connections between home and school. These moments of community are made possible through the generous support and involvement of families like yours.

We invite you to be part of the conversation and join us in shaping the future of our school. P&C General Meetings are held in Weeks 3 and 8 of each term at 6:30 pm in the administration building. Everyone is welcome.

Stay connected by following the Talara Primary College P&C Association Facebook page, or reach out to us directly at [president@talarapandc.com.au](mailto:president@talarapandc.com.au).

*Beth Bonney*

P&C President  
Talara Primary College

No one can do

*everything*

But everyone can do

*something*

# Want to help?

## COME JOIN THE FUN!

As mentioned, the P&C makes substantial financial contributions each year to enhance the learning environment at Talara Primary College. To support this, we work closely with the school and broader community to deliver a variety of enjoyable fundraising events throughout the year, including:

- World Teachers' Day
- Performance Night
- Biennial Winter Sun Carnival
- Trivia Night
- Mega Draw Raffle
- Colour Explosion Run 4 Fun
- Mother's Day, Father's Day, and Christmas Stalls
- Christmas Movie Event

These events not only raise vital funds but also bring our community together in celebration and support of our students.

## Time poor?

### HERE IS SOME WAYS YOU CAN SUPPORT OUR P&C FUNDRAISING ACTIVITIES

We understand that not everyone can volunteer during school hours, but there are many other meaningful ways to support our fundraising efforts:

- Follow and engage with us on Facebook
- Respond to donation requests (e.g. baking, plant or carnival items)
- Support the Tucker Shack
- Attend our major events—and invite friends and family
- Help source prizes, donations, or sponsorships from local businesses
- Promote our raffles and fundraising campaigns
- Support the Mother's Day, Father's Day, and Christmas stalls

Every contribution, big or small, makes a difference—thank you for your support.



**EVERY DOLLAR RAISED GOES BACK INTO ENHANCING  
EVERY TALARA STUDENT'S EDUCATION**

# Tucker Shack & UNIFORM SHOP

## TUCKER SHACK

The Tucker Shack is our much-loved tuckshop, offering freshly prepared, nutritious meals made in-house by our qualified chef for both breaks each school day. Barista-quality coffee from Grounds Keeper Willie (Moffat Beach) is also available five days a week.

All orders must be placed via the Qkr! app before 9:00 am. The app is simple to set up and makes ordering quick and convenient.

Volunteers are always welcome! The Tucker Shack is a fun, supportive environment, and our volunteers play a key role in keeping the service affordable and accessible.

For more information, help with Qkr!, or to express interest in volunteering, please email [alaratuckshop@gmail.com](mailto:alaratuckshop@gmail.com).

## UNIFORM SHOP

Our Uniform Shop is located in Centre Court and operates Monday, Wednesday and Friday from 8:15 am to 8:45 am throughout the term. Additional opening times will be advertised for new enrolment fitting appointments.

You can also order uniforms online 24/7 using the Qkr! app. Orders will then be delivered to the classroom at the next available opportunity.

A second hand uniform service is available. Donated items are of a good quality, freshly laundered with minor repairs attended to and represent excellent value.

For more information please email [alarauniformshop@gmail.com](mailto:alarauniformshop@gmail.com)

## OUTSIDE SCHOOL HOURS CARE



At Talara, Outside School Hours Care is proudly delivered by Helping Hands—a trusted provider of safe, fun, and high-quality OSHC services.

Programs meet all national standards and licensing requirements set by the Department of Family & Community Services. Children enjoy healthy snacks and take part in a variety of supervised, engaging activities, including music, art, drama, outdoor games, and sports.

For more information, please visit the school administration for a brochure and application form, or contact the Coordinator directly at 0459 990 650 or [alara@helpinghandsnetwork.com.au](mailto:alara@helpinghandsnetwork.com.au).

## OPERATING HOURS

Before School Care - 6.30am - 8.40am

After School Care - 2.45pm - 6.00pm

Student Free Days & Vacation Care - 7.00am - 6.00pm

## P&C Uniform Shop Policy

The Talara Primary College P&C Association supports the school's complete Uniform Policy. This Policy reflects the view that high uniform standards are expected and encourages each student to take pride in themselves and their school.

The Talara Primary College P&C Association values the importance of delivering a cost-effective uniform service to the whole school community. The Uniform Shop is located in Centre Court and operates Monday, Wednesday and Friday 8:15am – 8:45am. There is also the option to order via the Qkr! App. Our friendly and experienced team are always willing to provide advice and assist with your uniform requirements.

The following Uniform Policy has been endorsed by the Talara Primary College P&C Association and may be subject to change:

1. Uniform sales via the Uniform Shop may only be sold during the advertised times, however, online ordering is available. In accordance with Education Queensland policy, we are unable to accept telephone payments.
2. Exchanges and refunds will only be considered if the item is in its original, saleable condition, with packaging and tags attached (except in the case of manufacturing faults).
3. In **all** cases (including manufacturing faults), the garments/items must be returned within \*3 months of the original purchase date, and the original receipt must be presented. Qkr! receipts accepted. \*School bags are the only exception, they have a school lifetime (7 year) warranty against genuine manufacturing faults, not wear and tear. Note: the original receipt must be presented and the removal of waist straps will void the manufacturer warranty.
4. Due to hygiene considerations, there are no exchanges or refunds for hats or hair accessories – except in the case of manufacturing fault and subject to item 2 listed above.
5. A garment/item deemed faulty, may be repaired, subject to item 2 listed above.
6. There are no refunds or exchanges for garments/ items purchased from the second hand uniform section.
7. Garments/items are individually made therefore minor discrepancies are to be expected. A discrepancy in a garment must be deemed significant by the P&C to constitute a manufacturing fault and subsequent repair, refund or exchange.
8. Purchases must be paid for in full – credit or laybys are not permissible. Exceptions may apply extenuating circumstances, please contact your Deputy Principal for more information.

Feedback and/or comments should be directed in the first instance to a Uniform Shop team member, or the P&C should further clarification be required.

Document reviewed March 2024





## PRICE LIST

(subject to change)

### STANDARD UNIFORM ITEMS

TPC Shorts (sizes 2 to 20)	\$29.00
TPC Skorts (sizes 2 to 20)	\$29.00
TPC Polo Shirt (sizes 2 to 20)	\$36.00
TPC Stretchy Skirt (sizes 4 to 16)	\$39.00
TPC Dress (sizes 4 – 16)	\$60.00

### HATS

Toggle & Tie	\$4.00
Prep Band (to attach to a plain hat)	\$5.00
Plain Broad Brim Hat (sizes S/M/L/XL)	\$14.00
TPC Broad Brim Hat with Toggle & Tie (sizes S/M/L)	\$38.00
TPC Prep Hat with Band & Toggle & Tie (sizes S/M/L)	\$42.00

### ACCESSORIES

Hair Scrunchie (to match the dress)	\$5.50
Korker Hair Tie or Clip	\$5.50
Long Curly Korker Hair Tie	\$6.00
Ribbon Headband	\$6.50
Library Bags (year 1 to year 6)	\$13.00
TPC Bamboo socks (pack of 3)	\$17.50
Raincoat – covers backpack (sizes 4-7 / 8-12)	\$32.00
TPC Backpack (7-year warranty)	\$62.00

### WINTER

TPC V-Neck Fleece Jumper (sizes 4 – 16)	\$49.00
TPC Zip-Up Jacket (sizes 4 – 18)	\$59.00

### SPORTS

Long Curly Korker Hair Tie (House Colours)	\$6.00
Swimming Cap (Stradbroke / Moreton / Fraser / Bribie)	\$7.50
House Polos (Stradbroke / Moreton / Fraser/Bribie)	\$23.00



# PREPARING TO START SCHOOL

WITH **ParentTV**

Your little one has a new backpack,  
school shoes and uniforms.  
They're as ready as they'll ever be...

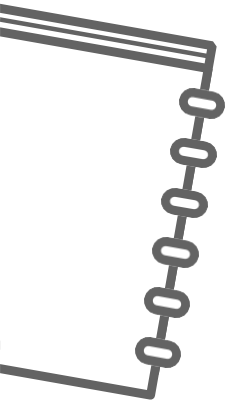
But, what about you?

Starting school is a huge transition for both kids and parents. It's new territory for many of us, and with that comes new challenges. Some kids will breeze in, wave over their shoulder and never look back. But, others will struggle, and as parents, we might struggle with knowing how to help them. That's what ParentTV is for!

As a ParentTV school enquire about getting  
your FREE access today!



At ParentTV, we bring together a range of child specialists to help parents navigate everything from lunchboxes to loneliness. In our selection of short, easy-to-watch videos, you can get tips, tricks and research-based insights from experts who know what it takes to help our kids grow, learn and thrive.



## FEATURING TOPICS SUCH AS:

Preparing your child to start school

Dr Kaylene Henderson, Psychiatrist

Play ideas with a 5 year old

Elise Easdown, Occupational Therapist

How a growth mindset can be developed through play

Elise Easdown, Occupational Therapist

How to help children make friends

Claire Orange, Parenting Author & Educator

How to hold a pencil

Elise Easdown, Occupational Therapist

Screen Time Use: 5 - 8 year olds


Dr Kristy Goodwin, Digital Wellbeing Expert

Handling goodbyes and separation anxiety at school

Dr Kaylene Henderson, Psychiatrist

Access your school subscription at  
**[www.parenttv.com/membership](http://www.parenttv.com/membership)**

SCHOOL CODE  
**talara**



Enjoy FREE access to ParentTV's parenting education and advice when your child enrolls.



# QParents



## Fact sheet for parents

### What is QParents?

QParents is a user-friendly portal (accessible via app or web browser), that provides parents with secure online access to information about their child's schooling.

How will QParents help me?

QParents enables you to access and manage information about your child online.

What information is available in QParents?

You can access information about:

- attendance details
- timetables and upcoming events
- report cards and assessments
- invoices and payment history.

### What are the benefits of using QParents?

QParents provides:

- greater transparency with online access to your child's information
- ease of viewing and updating your child's details (including address and medical conditions)
- anytime, anywhere access on a smart phone, tablet or computer
- access to the latest information in one centralised place
- improved administration efficiencies and reduced printing and mail-outs.

### Which schools use QParents?

QParents is an optional resource available to any Queensland state school. Schools may choose to use QParents depending on the needs of their community.

Contact your child's school to find out if they are registered to use QParents.

### How do I register for QParents?

Your child's school will send you a letter or email inviting you to register for QParents. You will then be able to register via the secure QParents website ([qparents.qld.edu.au](http://qparents.qld.edu.au)) using the unique invitation code contained in the letter or email.

You will need each child's unique EQ ID and you must verify your identity by providing 100 points of ID. If you cannot verify your identity online, you should contact your child's school for assistance.

The school will review your registration and approve your account. You will then be able to access the QParents app and delegate read-only access to another parent, carer or family member (known as a 'Delegated Viewer').

Refer to the QParents Registration fact sheet for parents for more information on registering and verifying your identity.

### What personal information is stored about me in QParents?

The following details are securely stored on your QParents account:

- your full name
- your email address
- your mobile phone number (if provided)
- basic details of any delegated viewers you have invited
- the types of documents you provided during registration (but not the actual documents)
- details of any payments you have made (but not credit card details).

### Where is my personal information stored?

The Department of Education has contracted Microsoft to host the QParents app. Your personal information is stored in Microsoft's secure data centre in Australia. All personal information is protected using the latest encryption techniques, rendering this information unreadable to unauthorised people. Refer to the [Microsoft Azure Trust](#) Centre for more information.



## **Will you use my data for advertising purposes?**

No. Queensland Government agencies are not permitted to disclose your information for marketing, advertising or other purposes.

## **Where has my child's information been sourced from?**

Information about your child in QParents has been collected through school processes (such as enrolment) and/or recorded by teachers and school staff in the school's IT system (OneSchool).

## **How current is the information in QParents?**

Information will be available in QParents as soon as it has been recorded or updated in OneSchool.

Any information updated by you in QParents (e.g. reasons for absences, your child's details or medical conditions) will be available immediately for the school to review and confirm the update in OneSchool.

## **What happens if I don't want my child's information in QParents?**

Where there is more than one parent or guardian of a child, either party may opt to have a QParents account. In these circumstances, your child's information will be available to the other parent or guardian. If all parties do not want their child's information in QParents, you should contact your child's school.

## **Where can I find help using QParents?**

If you need assistance using QParents, you can:

- check the help page at [qparents.qld.edu.au/#/help](https://qparents.qld.edu.au/#/help)
- call 13 QGOV (13 74 68)
- contact your child's school.

# QParents

## Registration process for parents

Before you register as a QParents account owner, you will need to have:

1. Your QParents invitation email
2. 100 points of ID documents (see item 1)
3. Your child/children's EQID (Education Queensland identification) (see item 3)

**1** Click on the link in the QParents invitation email.

### Register as a QParents Account Owner

Dear John

You have been nominated as the QParents Account Owner for Janie Citizen by Purple State School. To register for QParents you will need:

1. Your unique invitation code
2. 100 points of identification to verify your identity online
3. Your child's (or children's) EQID(s)

[click here to begin the registration process](#)



**2** You will be taken to the QParents portal with your unique invitation code already entered. Click 'Next'.

### Invitation code

Please enter your unique QParents invitation code.

Invitation code

Where should I find the invitation code?

**Next** >

**3** Read the Privacy Statement and the QParents account owner terms and conditions. If you agree to these, tick the 'Read and understood' checkboxes for both and click 'Accept'.

**4** Select 'Yes' if you are the person linked to the code you entered, then click 'Verify identity'.

### Invitation code

This invitation code is registered to **John Citizen**. If this is not you, you must NOT proceed with the registration process.

Is this you?

☒ Yes ☐ No

**Verify identity**

**5**

You will now need to enter details from your identity documents.

1. Select the first document you will use.
2. Enter the requested details—they can be found on your identity document. When you have done this, click 'Submit details'. (see item 2)
3. Repeat steps 1 and 2 until you have reached 100 points. Then click 'Finish'.

### Verify your identity

To verify your legal identity, you will need to provide 100 points of ID using a combination of identity document types from the list below.

50% VERIFIED

**1** Select which sources of identification you wish to use from the list below.

[TELL ME MORE](#)

Select your State ☐ NSW ☒ QLD ☐ SA ☐ VIC ☐ WA ☐ ACT ☐ NT ☐ TAS

Driver's Licence (50 points) ☐

Medicare Card (20 points) ☐

**Australian Passport (50 points)** ☒

Australian Citizenship Certificate (40 points) ☐

Australian Birth Certificate (50 points) ☐

Australian Marriage Certificate (40 points) ☐

Having trouble completing your verification?  
[VIEW OPTIONS](#)

**2** Start entering the details below. Click 'Submit Details' after each source is entered.

**Queensland Driver's Licence (50 points)** ☒

Please provide your QLD driver's licence details so we can confirm them with the QLD Government. Your licence details will be submitted to the Australian Government Document Verification Service. [TELL ME MORE](#)

License number \*  \* MANDATORY FIELD

First name \*  Middle name \*  First name \*

Date of birth (DD/MM/YYYY) \*

☒ I agree that my above information is checked with the issuer or Official Record Holder

[SUBMIT DETAILS](#)

## Item 1: ID

The following documents can be used to verify your identity online. Each identity document is worth a certain number of points. You need to have enough documents to reach 100 points.

Australian Passport	50 Pts
Australian Drivers Licence	50 Pts
Medicare Card	20 Pts
Australian Birth Certificate	50 Pts
Australian Marriage Certificate	40 Pts
Australian Citizenship Certificate	40 Pts
Change of Name Certificate	40 Pts
Australian Visa (foreign passports)	20 Pts

If you only have 60-90 points of the above ID, you can still register. However, you will need to attend your school for a further check later.




**Queensland  
Government**



## Item 2: ID HELP

If you are having trouble verifying a birth certificate or marriage certificate, the following tips might help:

1. You must be referring to a full birth certificate, not an extract.
2. Make sure you enter your name as it appears on the birth or marriage certificate, even if your name has changed.
3. Click on the question mark  next to the field you are having trouble with to see an example document.
4. Please see our help guide if you are still having trouble:  
<https://education.qld.gov.au/parents-and-carers/school-information/qparents>

- 6 You should now create your account. Make sure you use the 'Create an Account' form on the left of the screen.
1. Enter the email address you want to use with QParents. It should be one you check regularly.
  2. Enter a password of your own choice that you will remember. It must be at least eight characters long.
  3. Enter your password again.
  4. Enter your mobile phone number.

### Create an account

Email address	<input type="text"/>
Password	<input type="password"/>
Confirm your password	<input type="password"/>
Mobile phone number	<input type="text"/>

[Cancel >](#)

[Submit >](#)

- 7 An email is sent to the email address you entered in Step 6. Click on the link in this email to verify your email address and activate your account.

You are taken to the QParents login page. Log in using your email address and the password you chose in step 6.

### Login

Email address	<input type="text"/>
Password	<input type="password"/>

[Login >](#)

- 8 You now need to add your students. Enter the EQID (see item 3), school year, and school name, then click 'submit'.

If you have been nominated as the QParents account owner for another child, click 'Add another student' and repeat this process.

Once you have added all your students, your registration and account set-up is complete.

### Details of student to be added

EQID	<input type="text"/>
	What is this?
Year level	<input type="text"/>
	What is this?
School	<input type="text"/>
	What is this?

[< Back](#)

[Submit >](#)

## Item 3: EQID

Every school student has an EQID. It consists of 10 numbers and one letter. You can find it on your child's student ID card (the numbers under the barcode), report cards, or school invoices, among other documents.

- 9 A final check is conducted at your child's school. You will be notified by email when this check is complete and you will then have access to all of the features in QParents.



*Carmen the  
Creative  
Chameleon*



*Kirra the  
Communicating  
Kookaburra*



*Ivan the  
Investigating  
Ibis*



*Penny the Participating Penguin*



*Ralph the  
Reflecting  
Orangutan*



*Theo the Thinking Owl*

[illegible]



*Carmen the  
Creative  
Chameleon*



*Kirra the  
Communicating  
Kookaburra*



*Ivan the  
Investigating  
Ibis*



*Penny the Participating Penguin*



*Ralph the  
Reflecting  
Orangutan*



*Theo the Thinking Owl*

[illegible]