

# Talara Primary College

## Prep Enrolment Package

### Parent/Carer to keep



Thank you for choosing Talara Primary College for your child's education. We are honoured to have such a responsibility and look forward to working together with you to provide the very best learning journey for your child. We hope that through our enrolment induction interview, our Talara Prospectus and this information pack, we are able to provide you all of the information to enable a smooth and successful transition in to our college.

This pack contains information for the parents to keep. Information includes;

- Contact information
- School break timetable
- Enrol now for Prep 2023 Flyer – mandatory attendance
- Prep Ready, Set Prep program flyer
- Student Resource Scheme 2023
- Copy of the ICT acceptable use agreement
- QSchools and QParents information
- Talara Primary College P&C Association flyer
- Uniform shop policy and pricelist
- Talara Tuckshop Menu 2022



#### Contact us

Our friendly office staff are available from 8.00am to 3.30pm Monday to Friday and are here to assist you with any enquiries that you may have.

Telephone	07 5438 3777
Student absence line	07 5438 3760
SMS absence line	0417 978 610
Email address	<a href="mailto:Info@talacollss.eq.edu.au">Info@talacollss.eq.edu.au</a>
Web address	<a href="https://talacollss.eq.edu.au">https://talacollss.eq.edu.au</a>
Address	24 Talara Street, Currimundi, QLD, 4551
Postal Address	PO Box 3707, Caloundra Distribution Centre, QLD 4551

#### Class Times

8.40	Recommended time of arrival – Teachers are in classrooms
8.45	First session of learning time commences
10.55	Beginning of first break – children proceed to eating areas
11.05	Playtime commences
11.25	Children move to assembly areas
11.30	Second session of learning time commences
1.05	Beginning of second break – children proceed to eating areas
1.10	Playtime commences
1.35	Children move to assembly areas
1.40	Third session of learning time commences
2.45	End of school day

22.07.2021

**Talara Primary College**  
**Prep Enrolment Package**  
**Parent/Carer to keep**



## **Principal's welcome**

At Talara Primary College we highly value the role parents need to play in the education of their child. You, as parents, know your child best so please ensure you assist our staff in getting to know your child. At Talara Primary College we make the following commitment to parents and caregivers.

### **Talara staff will seek to ensure that you:**

- are treated with courtesy and respect
- receive a quality education for your child
- have the opportunity to participate in your child's education
- receive accurate information about your child's learning and behaviour at school and the programs that support your child's development
- have the opportunity to participate in school decision making
- can ask questions and have access to information about why decisions are made at Talara Primary College and within Education Queensland
- receive regular oral and/or written reports about your child's progress
- feel free to raise and discuss school issues at Parents' and Citizens' (P&C) Association meetings
- can express your opinions about the educational needs of your child to school staff
- can contact school staff for a confidential discussion about anything that you are concerned about or interested in
- can raise your concerns in a receptive environment.

### **We encourage you to:**

- ensure your child attends school regularly and on time
- motivate your child/ren to value learning
- help with your child's learning and behavioural development
- recognise and respect the rights of all members of the school community
- tell your child's teacher promptly about anything that may be affecting your child's learning, behaviour or health
- keep informed about what is happening at school by reading fully all correspondence from school and responding promptly when required
- participate in developing school policies through appropriate forums
- respect and support the implementation of school policies
- discuss with the Principal aspects of policies you feel need further consideration
- ensure the school has accurate personal information about your child, including your home address, contact telephone numbers, medical and custody updates
- take advantage of opportunities to talk with school staff at appropriate and agreed times
- contact the school when your child is unable to attend
- supervise your child's homework tasks
- participate in school-based decision making.

**Talara Primary College**  
**Prep Enrolment Package**  
**Parent/Carer to keep**





**We also welcome you to participate by:**

- becoming active members and/or supporters of Talara's P&C and associated committees such as Fundraising, Sport Promotion and Sporting Facility Development
- attending parent education courses
- sharing your ideas through the school planning processes
- attending school functions and meetings
- working with teachers in the classroom
- helping in the tuckshop or Information Access Centre
- helping with sports days, school excursions, special events etc
- sharing your interests or skills with the rest of the school community
- attending Culminating Activities, Showcase afternoons and Parent Partnership Meetings.

Your child is so very important. Our staff are honoured that you have chosen to entrust us with their care and development as they navigate their schooling journey. We look forward to working in partnership with you to encourage and support your child to grow as an individual.

Stephen Adams

**Principal**







# Talara Primary College

## ENROL NOW FOR PREP 2023

***We wish to invite you and your child to the following sessions to support their transition into Prep:***

### **Prep Precinct Open Afternoon**

Tuesday 9 August, 2022 • 3.15pm-4.00pm

*An informal opportunity for you and your child to explore our Prep environment.*

*No RSVP required*

### **Principal's Guided Tour**

Monday 5 September, 2022 • 9.00-10.00 am

*This tour is optional and both parents and children are welcome. Meet in front of the Administration Office at the front of our school to sign in for the guided tour.*

### **Parent Information and Student Induction Session**

*As part of our Prep transition process, **attendance at one of these sessions is essential.** Prep 2023 students will experience fun activities in a Prep classroom whilst parents attend an important enrolment information session.*



Talara Street, Currimundi

P: 5438 3777

E: [info@talacollss.eq.edu.au](mailto:info@talacollss.eq.edu.au)

[www.talacollss.eq.edu.au](http://www.talacollss.eq.edu.au)



<b><i>Please select one of the below sessions and RSVP to our Talara front office</i></b>		
Date:	Tuesday 25 October	Wednesday 26 October
Registration:	4.45pm	9.00am
Session Starts:	5.00pm	9.15am

*To enable our staff to carefully consider class placement for your child,*

*please complete and return all enrolment documentation as soon as possible prior to **2 September 2022***

*Enrolment packs can be collected from the Talara Primary College Administration building.*

*Limited Out of Zone enrolments available.*

**Children born 1 July 2017 to 30 June 2018 are eligible to enrol in Prep for 2023**

**Talara Primary College—Excellence in Education**

• Traditional values • High expectations • Innovative and creative curriculum



# Talara Primary College



## COULD YOUR CHILD BENEFIT FROM ENROLLING IN OUR “READY, SET, PREP” PROGRAM?

Children born 1 July 2017 to 30 June 2018 are eligible to enrol in Prep for 2023

### “READY, SET, PREP” TRANSITION PROGRAM

This program is designed for students who may experience difficulty with transitioning to school, or children who have not attended an early learning centre. Participation is not mandatory. If you wish for your child to attend, you must also accompany them for the session. You are welcome to attend as many sessions as you think your child needs.

WEEK	DATE	TIME	WHERE	ACTIVITY
1	Wed, 5 October	1:45 -2:30pm	ECDP (located within Talara Primary College)	Come in for a play and an opportunity to meet other children and parents transitioning to Talara. Speak to staff about any concerns you may have in relation to your child’s transition.
2	Wed, 12 October	1:45 -2:30pm	ECDP (located within Talara Primary College)	Come in for a play and an opportunity to meet other children and parents transitioning to Talara. Speak to staff about any concerns you may have in relation to your child’s transition. Listen to our Guest Speakers about how to make your child’s transition a positive one.
3	Wed, 19 October	1:45 -2:30pm	ECDP (located within Talara Primary College)	Come in for a play and an opportunity to meet other children and parents transitioning to Talara. Speak to staff about any concerns you may have in relation to your child’s transition. Listen to our Guest Speakers about how to make your child’s transition a positive one.
5	Wed, 2 November	1:45 -2:30pm	PREP CLASS-ROOMS	In Class Transition Program – Join our current prep teachers and students in class and help your child become familiar with the Prep environment.
6	Wed, 9 November	1:45 -2:30pm	PREP CLASS-ROOMS	In Class Transition Program – Join our current prep teachers and students in class and help your child become familiar with the Prep environment.

### Talara Primary College—“Ready, Set, Prep” Transition Program

Please indicate which session/s of the “Ready, Set, Prep” Transition Program, you are interested in attending.

You will also complete and submit this information as part of your return enrolment documentation; this copy is for you to keep as a reminder.

☐ Wed, 5 October ☐ Wed, 12 October ☐ Wed, 19 October

☐ Wed, 2 November ☐ Wed, 9 November

## Talara Primary College—Excellence in Education

• Traditional values • High expectations • Innovative and creative curriculum

# Every day counts in Prep

## Every day counts in Prep because going to Prep every day ...

- will make sure your child gets the most out of their important first year of school
- will make your child's transition into Year 1 easier
- improves your child's reading, writing and maths
- builds a positive approach to learning
- strengthens your child's independence and confidence.



## Prep in Queensland

- Prep is the first year of school in Queensland. It is also the first year of the Australian Curriculum.
- Prep is full-time. It is from Monday to Friday – the same time as the other years at school.
- Schools assess and report on Prep student's achievements.

## What will your child's school do?

- Deliver the first year of the Australian Curriculum through Prep.
- Monitor your child's attendance.
- Talk to you about any unexplained absences.
- Work with you to overcome problems affecting your child's attendance.
- Give your child support for any additional learning needs they may have.
- Offer developmentally, socially and culturally appropriate learning opportunities.

## Support for families

If you think your child may not be ready to start Prep, or is having difficulties in their Prep Year, you can speak to your school's principal.

If needed, you can delay when your child starts Prep by 12 months.

If your child is having problems attending Prep each school day, speak to your school for advice and support.



# Student Resource Scheme 2023



Dear Parents

At Talara Primary College our core business is to maximise learning outcomes. One initiative that we have implemented at TPC to empower the teaching and learning process is the Student Resource Scheme.

Talara's Student Resource Scheme is different to an annual family contribution scheme that many schools have as these are usually in addition to parents having to buy a full booklist of school stationery items. Parents are then faced with the accumulative expense of ongoing replacement of items throughout the year. Our scheme involves parents making a payment to the school instead of buying the usual booklist items, both initially and throughout the year.

Years of experience with the traditional booklist method, where parent's purchase books for their own students from a list issued by the school, has highlighted frustrations such as:

- not every child having what is required, when it is required
- well meaning parents having paid good money for the wrong item – discovered when labelled and cannot be returned
- parents unaware their child requires replacement items and therefore students go without necessary school items, if parents are not in a situation to respond quickly
- teachers having to work with booklist items (often determined by other teachers) that are not required or not ideal to support the teacher's individualised program
- lack of flexibility for the teacher
- waste if a teacher is unable to use items purchased because they do not align to the current unit of work
- parents being sent on an almost impossible "hunt and gather" – along with a couple of other million
- parents –often all in the same shopping aisle at the same time
- last minute dash to the corner shop on the way to school by frazzled parents and upset students to buy a "must have now" item.

I'm sure anyone who has worked with this traditional scheme before Talara will know the pitfalls. The challenges can be lessened with pre-packaged purchases but many of the pitfalls in selection and lack of flexibility still prevail.

**The Student Resource Scheme is preferred because the scheme ensures your child receives exactly what they need at the time they need it.**

This is a very powerful difference in the teaching and learning process and makes this scheme one of the cornerstones of our curriculum success. Teachers are able to make lessons happen as they are planned and students are not disadvantaged or unprepared for a lesson.

Every child has the same item and the loss of concentration typically brought about by being without items, the presence of gimmick items, student competitiveness and comparison is minimised.

The scheme gives teachers the opportunity to determine exactly what students require as the units of work are planned at key times throughout the year. The spin off is that teachers are not constrained to use the booklist requirements that parents have bought according to a booklist set long before the exact requirements of individual teachers and current units of work is known. **The prevention of waste and the flexibility that supports learning, made possible by this scheme are highly desired outcomes of this scheme.**

Replacement items are provided throughout the year. This means you no longer have the worry about your child's ongoing requirements.

**The Year 2023 charge is \$130.00 for Preparatory Year to Year 6.**

This amount includes all stationery items, text books, as well as art materials, printed materials, cooking ingredients, the list goes on.

# Student Resource Scheme 2023



Parents are provided with the opportunity to make one annual payment or 3 instalments. Student Resource scheme payments for 2023 may now be made at the office. Early payment during this semester will greatly assist us to ensure your students' materials are ready for day one next year.

We encourage parents/carers to make annual payments where possible. Please check payment methods on the next page. The school office will be open the week before school starts. Students arrive at school on day 1 to find a starter pack of stationery items set out on their desk; **therefore payment for Semester 1 must be made BEFORE 5pm Thursday 20 January 2022 for Day 1 stationery items to be provided.**

The payment schedule options are as follows:

Option A: Once only annual payment of \$130 paid before 20 January; or

Option B: Three negotiated instalments within the first 2 weeks of terms 1, 2 and 3

(1st term \$70, 2nd term \$30, 3rd term \$30)

As the booklist requirements are determined as teachers plan throughout the year, the exact set of items your child will receive will differ from class to class and from year to year. It is therefore not possible to confirm exactly what we will provide your child over the year as flexibility is at the essence of the scheme's benefit to learning. The way in which teachers organise student access to resources will vary according to the nature of lessons and variations in the way teachers prefer their class to operate.

Each year teachers carefully select specialised items and we are then faced with the challenge of sourcing those specialised items to ensure adequate stock. In addition to these texts and specialised requirements, teachers select from a base range of stationery items and order in any specialised item as requested. Since we order enormous quantities of stock, the prices are very favourable and enable us to ensure your money is economically spent. We also are well positioned to monitor the quality, durability and appropriateness of the stock we buy for a primary school setting and improve on the range wherever possible. (Yes we will scoop on back to school specials to ensure the potential of your money is maximised.) Remember, we pay a GST free price as well.

Items are not handed out all at once although a significant number of items are provided at the beginning of the year or upon enrolment. Items are presented as required and replacement of items automatically occurs throughout the year. This means that it takes all year for your child's full set of provisions to appear.

As part of the Student Resource Scheme, students' access class sets of expensive items such as dictionaries, atlases, iPads, STEM tools and calculators as learning is better facilitated when every child can work from the same product that is the focus of the lesson.

Our experience tells us that the loss of writing materials is very high when they make the journey to and from school. Therefore, writing materials stay at school and you are asked to provide pencils, rubbers and rulers required for homework at home. Obviously books will commute and you are encouraged to cover and label them as they appear.

Enrolling students arriving with provisions from other schools are instructed to leave all writing instruments at home for home use. Book items, which match classroom book items, will be used in class.

Due to the expense of providing ongoing replacement, we have never been in the position to have money left over at the end of the year, however if we did, we would accumulate what is remaining to purchase and/or replace reading books for all year levels.

At all times we remain accountable to you by placing the classroom's term accounts in the window of each classroom so parents can see how funds are going and what the money is being spent on. This scheme has been exceptionally well supported and is valued by our community. Its success however depends on every parent paying. Your payment supports your child's learning.



# Student Resource Scheme 2023



This initiative and the expenses are approved and supported by our Parents' and Citizens' Association and is reviewed each year by the P&C. Teachers are very strong advocates because they believe it really does greatly assist the learning process and enhance the way activities can be organised.

Please indicate on the slip provided if you intend supporting the scheme and your preferred method of payment. Please forward this form to the school office, together with payment, as soon as possible. Payments can be made at any time at the office. Although this scheme is voluntary, we welcome the opportunity to discuss with any parent not wishing to support the scheme any issue they have so that we can understand their reservations and seek ways to improve the scheme.

If you wish to seek further information about the scheme, please telephone 5438 3777 and I will be happy to address any concerns you may have. Obviously we seek your support because our job is to maximise the learning opportunities for your children. The success of the scheme over the last 22 years has been a result of the overwhelming support from our parent community.

Kind regards

Stephen Adams

Principal

## **PAYMENT OPTIONS IN ORDER OF PREFERRED METHOD:**

### **1. BPOINT Online Payments:**

Click on the active BPoint website link on the bottom left side of your emailed invoice. A secure payment window will open and be pre-filled with the invoice number and student details. Enter the amount you are paying and your payment details. There is no minimum payment required. *Only single invoices can be paid by BPoint.*

### **2. BPOINT Telephone Payments:**

There is a BPoint IVR (Interactive Voice Response) telephone number located on the bottom of your emailed invoice. You will need the BPoint CRN (Customer Reference Number) and Invoice number to make the telephone payment.

### **3. QPARENTS:**

Approved QParents Account Owners can use the QParents App to view outstanding invoices, make payments and view payment history. There is no minimum payment required for QParents payments. If you're not an existing approved user, please contact our office to request an invitation email.

### **4. Qkr!**

Payments can be made to the school via the Qkr App. See the Contacts section of this prospectus for information on where to download this app.

### **5. EFTPOS:**

Payment can be made at the school administration office.

### **6. CASH/CHEQUE:**

Payments in an envelope clearly marked with your student's name, class and the purpose of the payment can be delivered to the classroom teacher in the mornings and will be forwarded to the office for receipting via the classroom blue bag system.

### **7. CENTREPAY:**

Use Centrepay to arrange regular deductions from your Centrelink payment. Centrepay is a voluntary payment option available to Centrelink customers. Go to [humanservices.gov.au/Centrepay](https://humanservices.gov.au/Centrepay) for more information.

# ICT ACCEPTABLE USE AGREEMENT



Dear Parents/Guardians

As you are aware, Talara Primary College is committed to the provision of a futures orientated curriculum. Student access to and use of a variety of computer hardware, software and information sources, including internet and email, represents a significant element of our curriculum. Opportunities exist to further the education goals of the school by networking with others and accessing unique information and resources through these technological mediums.

However, student access to and use of computers needs to be carefully managed in a number of ways. One such way is to provide clear guidelines to students on the correct use of computers, software and information sources. Central to these guidelines is agreement from the students and their parents/guardian, that these guidelines will be met at all times. Parent/carer permission for students to use email and internet is required.

Talara Primary College has an Acceptable Use Agreement for Technology. The essence of the section of the policy which applies to students is captured by the following information and declarations. We ask that you read through this information carefully with your child and discuss the implications of the issues addressed.

Kind Regards,  
Stephen Adams  
Principal

## ICT Acceptable Use Agreement

Information and communication technology (ICT), including access to and use of the internet and email, are essential tools for schools in the provision of innovative educational programs. At Talara Primary College we are constantly exploring new and innovative ways to incorporate safe and secure ICT use into the educational program. School students, only with the approval of the principal, may be permitted limited connection of personally-owned mobile devices to the department's network, where this benefits the student's educational program.

### Responsibilities for using the school's ICT facilities and devices

- Students are expected to demonstrate safe, lawful and ethical behaviour when using the school's ICT network as outlined in the Talara Primary College Responsible Behaviour Plan.
- The school will educate students regarding cyber bullying, safe internet and email practices, and health and safety regarding the physical use of ICT devices. Students have a responsibility to behave in line with these safe practices.
- Use of the school's ICT network is secured with a user name and password. The password must be difficult enough so as not to be guessed by other users and is to be kept private by the student and not divulged to other individuals (e.g. a student should not share their username and password with fellow students).
- Students cannot use another student or staff member's username or password to access the school network. This includes not browsing or accessing another person's files, home drive, email or accessing unauthorised network drives or systems. Additionally, students should not divulge personal information (e.g. name, parent's name, address, phone numbers), via the internet or email, to unknown entities or for reasons other than to fulfil the educational program requirements of the school.
- Students need to understand that copying of software, information, graphics or other data files may violate copyright laws without warning and be subject to prosecution from agencies to enforce such copyrights.



# ICT ACCEPTABLE USE AGREEMENT



## **Publishing on the Internet**

As part of the learning experience, students may be required to produce material which will become part of an internet site. Students are permitted to either access or publish on the internet only after their parents have signed the attached declaration.

Responsibility for the spelling, presentation, accuracy and content of all web page items rests with the student in the first instance and the teacher in the second. Web pages will be uploaded to the World Wide Web by a member of Talara's staff only, not by students.

## **Acceptable use by a student**

It is acceptable for students while at school to:

- use ICT devices for
  - ✓ assigned class work and assignments set by teachers
  - ✓ developing appropriate literacy, communication and information skills
  - ✓ authoring text, artwork, audio and visual material for publication on the intranet or internet for educational purposes as supervised and approved by the school
  - ✓ conducting general research for school activities and projects
  - ✓ communicating or collaborating with other students, teachers, parents or experts in relation to school work
  - ✓ accessing online references such as dictionaries, encyclopaedias, etc.
  - ✓ researching and learning through the department's eLearning environment
- be courteous, considerate and respectful of others when using an ICT device
- switch off and place out of sight the mobile device during classes, where these devices are not being used.
- not knowingly download viruses or any other programs capable of breaching the department's networks security;
- use camera, video or audio functions only with the explicit direction from your teacher;
- consequences will occur if someone's privacy is invaded by recording and/or distribution of personal material

School students, only with the approval of the principal, may be permitted limited connection of personally-owned mobile devices to the department's network, where this benefits the student's educational program. (ie: Year 6 BYOx Program)

## **Responsibilities for using a personal device**

- Prior to any personally-owned mobile device being used, approval must be sought from the school to ensure it reflects the department's security requirements.
- Students are responsible for the security, integrity, insurance and maintenance of their personal mobile devices and their private network accounts.
- All files are to be scanned using appropriate virus software before being downloaded to the department's ICT network.
- Any inappropriate material or unlicensed software must be removed from personal mobile devices before bringing the devices to school and such material is not to be shared with other students.
- Unacceptable use will lead to the mobile device being confiscated by school employees, with its collection/return to occur at the end of the school day where the mobile device is not required for further investigation.
- Use personal mobile device for private use before or after school
- Seek teacher's approval where they wish to use a mobile device under special circumstances.

# ICT ACCEPTABLE USE AGREEMENT



Students are not to take or use devices during assessment or exams unless permitted by their teacher.

## ***Student:***

I understand that the school's information and communication technology (ICT) facilities and devices provide me with access to a range of essential learning tools, including access to the internet.

While I have access to the school's ICT facilities and devices:

- ✓ I will use it only for educational purposes;
- ✓ I will not reveal my password or allow anyone else to use my school account.
- ✓ I will not reveal names, home addresses or phone numbers – mine or that of any other person
- ✓ I will not use computers and associated hardware unless a teacher is present in the room
- ✓ I will not alter the configuration of the computers
- ✓ I will not download any file (including computer programs, video & audio files) without teacher permission

I understand that my online behaviours are capable of impacting on the good order and management of the school whether I am using the school's ICT facilities and devices inside or outside of school hours.

I understand that if the school decides I have broken the rules for using its ICT facilities and devices, appropriate action may be taken as per the Talara Primary College Responsible Behaviour Plan, which may include loss of access to the network for a period of time.

## ***Parent or Guardian:***

I understand that the school provides my child with access to the school's information and communication technology (ICT) facilities and devices for valuable learning experiences.

I will ensure that my child understands and adheres to the school's appropriate behaviour requirements and will not engage in inappropriate use of the school's ICT facilities and devices. Furthermore I will advise the school if any inappropriate material is received by my student/child that may have come from the school or from other parties.

**I understand that the school does not accept liability for any loss or damage suffered to personal mobile devices as a result of using the department's facilities and devices. Further, no liability will be accepted by the school or other families in the event of loss, theft or damage to any device.**

My student understands this responsibility, and I hereby give my permission for him/her to access and use the school's ICT facilities and devices under the school rules. I understand where inappropriate online behaviours negatively affect the good order and management of the school, the school may commence disciplinary actions in line with this user agreement or the Talara Primary College Responsible Behaviour Plan. This may include loss of access and usage of the school's ICT facilities and devices for some time.

## ***Authorisation and Controls***

The principal reserves the right to restrict student access to the school's ICT facilities if access and usage requirements are not met or are breached. However restricted access will not disrupt the provision of the student's educational program. The Department of Education, Training and Employment monitors access to and usage of their ICT network. The department may conduct security audits and scans, and restrict or deny access to the department's ICT network by any personal mobile device, if there is any suspicion that the integrity of the network might be at risk.



# Welcome to Talara Primary College

## P&C ASSOCIATION



**Talara Primary College**  
**Parents and Citizens Association**  
*Helping our kids to shine*

### THE P&C MEETS

Weeks 3 & 8 of  
each term on a  
Tuesday at  
6:30pm in the  
Staff Room

follow us on



**PARENTS & THE COMMUNITY WORKING  
TOGETHER FOR THE CHILDREN'S BENEFIT**

## Introducing the **TALARA P&C ASSOCIATION**

On behalf of the P&C Association, welcome to Talara Primary College. We hope you and your family settle into your new school life quickly and grow to value the commitment to excellence in education on offer at Talara Primary College. We look forward to you becoming a part of our wonderful school community.

The Talara P&C has always had a strong focus on community and developing effective partnerships with both parents and the wider school community.

The large team of volunteers at Talara Primary College is a testament to the unbreakable link between home and school. Our volunteers know they are making a difference.

Talara Primary College is a progressive and innovative school, completely committed to providing a progressive education that responds to and reflects the changing society in which we operate.

Since inception, the P&C has funded a range of projects such as the multi-purpose courts and roof, building and refurbishing playgrounds and building/enhancing school buildings.

Whilst funding these major projects, the P&C has remained committed to providing a significant annual financial contribution to the school to help fund resources such as iPads, books, learning support materials, sporting equipment, musical instruments, digital learning subscriptions and so much more.

In order to achieve these goals, the P&C, in partnership with the school, coordinate a number of events and activities to raise much needed funds and further develop the link between home and school.

As a parent / carer, there are so many different ways to show your child how much you value their education at Talara Primary College. Volunteering can come in a variety of forms, including:

- Assisting with "in classroom" activities
- Volunteering in the Tuckshop
- Help with book club
- Become a Class Representative
- Assisting with, promoting and attending fundraising activities
- Becoming a member of the P&C Association

The P&C Association is equally committed to ensuring our efforts support the goals and the mission of the school, therefore benefiting each and every student.

We invite you to come and join the discussions that help shape our school and direction of the P&C. General Meetings are held each term in weeks 3 and 8 on a Tuesday at 6.30pm in the Staff Room. Everyone is welcome to attend the meetings and membership is optional.

Once again, on behalf of the P&C Association welcome to Talara Primary College.

*Elisha Dibben*  
P&C President



*Want to help?*

## COME JOIN THE FUN!

As previously mentioned, the P&C makes significant financial contributions to enhance our school each year. In order to achieve this, we coordinate, in partnership with the school and the help of the whole community, a range of fun community events and fundraising activities throughout the year.

**These events and activities include:**

- New Families Picnic - held in Term 1 for all Prep students and all other new families
- Parent Partnership Evening
- World Teacher's Day
- Performance Night
- Family Movie Night
- Family Portraits
- Biennial Winter Sun Carnival
- The famous Trivia Night (alternating years to the Carnival)
- TPC Bin Chickens - collecting for the Containers for Change refund scheme
- Mega Draw Raffle
- Colour Explosion Event
- Mother's Day, Father's Day and Christmas Stalls

*Time poor?*

## HERE IS SOME WAYS YOU CAN SUPPORT OUR P&C FUNDRAISING ACTIVITIES

We appreciate that everyone has busy schedules and not all parents and carers can donate their time during school hours to help with the planning and operations of events. However, there are lots of other ways that you can do your part in helping us achieve our fundraising goals

- Follow us on Facebook and like, comment and share posts relating to our fundraising activities
- Respond to donation call outs for baking, carnival collections, plants etc
- Support our Tucker Shack service
- Support and attend our major events, and invite all your friends and family
- Help us source prizes, donations and sponsorships from local businesses
- Collect containers that are eligible for a 10c refund and bring them in for our fortnightly collections
- Help us sell our Mega Draw Raffle tickets
- Attend the monthly P&C meetings and talk with other parents in the community to help spread the word about all the wonderful things happening in our school
- Support of Mother's Day, Father's Day and Christmas Stalls

Lastly if you can volunteer your time at just one event each year - that will go a long way to lightening the workload - plus it's lots of fun!

*Every dollar raised goes back into enhancing*  
**EVERY TALARA STUDENT'S EDUCATION**

## Tucker Shack & UNIFORM SHOP

### TUCKER SHACK

The Tucker Shack is our beloved Tuckshop service, providing delicious and nutritious options for both breaks throughout the term.

The Tucker Shack is open Monday to Friday, and is closed on the last day of Term 1, 2 and 3 and the last two days of Term 4 to allow for cleaning and stocktake.

All Tuckshop orders need to be placed online using the Qkr! app which you can download from the app store.

Set up is quick and easy and ordering only takes minutes.

We also love volunteers in the Tucker Shack. It's a fun and friendly environment and our wonderful volunteers help keep the service sustainable and affordable for all.

For more information about the Tucker Shack service, including volunteering or help getting Qkr! set up, please email [talaratuckshop@gmail.com](mailto:talaratuckshop@gmail.com).

### UNIFORM SHOP

Our Uniform Shop is located in Centre Court and operates Monday, Wednesday and Friday from 8:15am to 8:45am, throughout the term. Additional opening times will be advertised in December and January for new enrolment fitting appointments.

You can also order uniforms online 24/7 using the Qkr! app.

A second hand uniform service is available. Donated items are of a good quality, freshly laundered with minor repairs attended to and represent excellent value.

For more information please email [talarauniformshop@gmail.com](mailto:talarauniformshop@gmail.com)

## OUTSIDE SCHOOL HOURS CARE



At Talara, the Outside School Hours Care is proudly provided by HELPING HANDS, a leading provider of quality, safe, fun and professional OSHC. All programs meet national standard and licensing requirements as set by the Department of Family & Community Services.

Each day, the children receive healthy snacks and participate in a range of fully supervised and programmed activities. The program delivers activities based on music, art, craft, drama, outside games and sport.

If you require any further information, please see the school Administration for a brochure and application form or contact the Coordinator of the service directly on mobile 0459 990 650 or by email at [talara@helpinghandsnetwork.com.au](mailto:talara@helpinghandsnetwork.com.au)

### OPERATING HOURS

Before School Care - 6.30am - 8.40am

After School Care - 2.45pm - 6.00pm

Student Free Days & Vacation Care - 7.00am - 6.00pm



## 2022 PRICE LIST

### STANDARD UNIFORM ITEMS

TPC Shorts – sizes 2 to 20.....	\$28.00
TPC Skorts – sizes 2 to 20.....	\$28.00
Polo Shirt – sizes 2 to 20.....	\$35.00
TPC Stretchy Skirt – sizes 6 to 16.....	\$38.00
TPC Dress – sizes 4 to 16.....	\$55.00

### HATS

Optional Toggle & Tie.....	\$3.00
Prep Band (to attach to a plain hat).....	\$4.00
Plain Broad Brim Hat (S / M / L / XL).....	\$13.00
TPC Broad Brim Hat (S / M / L).....	\$34.00
TPC Prep Hat with Band and Toggle & Tie (S / M / L).....	\$40.00

### ACCESSORIES

Dress Hair Scrunchie (to match the dress).....	\$5.00
Library Bag (Years 1 to Year 6).....	\$12.00
TPC Bamboo Socks – 3 pairs (13-3 / 2-8).....	\$16.50
Raincoat – covers backpack (4-7 / 8-12).....	\$28.00
Navy Backpack (7 Year warranty).....	\$59.00

### WINTER

V-Neck Fleece Jumper– sizes 4 to 16.....	\$48.00
Zip-up Jacket – sizes 4 to 18.....	\$58.00

### SPORTS

Swimming Cap – Stradbroke / Moreton / Fraser / Bribie.....	\$10.00
Swimming Bag – Stradbroke / Moreton / Fraser / Bribie.....	\$18.00
House Polos– Stradbroke / Moreton / Fraser / Bribie – sizes 4 to 18.....	\$22.00





# Prep & New Enrolment Fittings

We know what an exciting time it is having your little person heading off to big school, and to help make that journey stress free, all Prep & New family Enrolments are invited to come for their own personal fitting appointment.

Appointments are available during the following times in November and December.

Monday/Wednesday/Friday - 9am to 11am

Tuesday & Thursday 4pm - 6pm

Or in the week before school starts

January Monday 16th, Tuesday 17th or Wednesday 18th - 9am to 12pm

At your fitting appointment, we will work out the correct sizing for your child and help you place your uniform order for the start of Prep in January 2023.

**To book your appointment please go to: <https://talarapandc.square.site>**

You will receive a reminder for your appointment 2 days before your scheduled fitting.

Scan to book your appointment



## Preppie Bundle Packs

We have put together some Prep Bundle Packs to help take the guesswork out of what to order. Each pack contains 3 days worth of full uniforms, a Talara Backpack, TPC Prep Hat and TPC Socks.

**Please note: Additional Uniform items can be ordered separately in addition to or instead of these bundle packs.**

### Prep Pack #1 Shorts

- 3 x Talara Polo Shirts
- 3 x TPC embroidered Shorts
- 1 x Prep Hat with Toggle & Tie
- 1x Talara Backpack (7 year warranty)
- 3 x Pairs TPC Socks

**\$300**  
save \$4.50

### Prep Pack #2 Skorts

- 3 x Talara Polo Shirts
- 3 x TPC embroidered Skorts
- 1 x Prep Hat with Toggle & Tie
- 1x Talara Backpack (7 year warranty)
- 3 x Pairs TPC Socks

**\$300**  
save \$4.50

### Prep Pack #3 Dress

- 2 x Talara Polo Shirts
- 2 x TPC embroidered Skorts
- 1 x Talara Dress & matching Scrunchie
- 1 x Prep Hat with Toggle & Tie
- 1x Talara Backpack (7 year warranty)
- 3 x Pairs TPC Socks

**\$297**  
save \$4.50

The Uniform Shop is proudly run by



**Talara Primary College**  
Parents and Citizens Association  
*Helping our kids to shine*

Contact us  
[talarauniformshop@gmail.com](mailto:talarauniformshop@gmail.com)

**SAVE TIME & DOWNLOAD THE QKR! APP BEFORE YOUR APPOINTMENT**



**TERM1  
2022**

**ONLINE ORDER  
CUT OFF 9AM**

**GF- GLUTEN FREE\*  
V- VEGAN  
VG- VEGETARIAN  
DFO- DAIRY FREE OPTION AV.**

**1ST BRK  
(MAIN EATING TIME)  
10:55AM**

**2ND BRK  
(SNACK TIME)  
1:05PM**

## SPECIALS

### MONDAY MADNESS

SLUSHY+POPCORN+POCKET.....\$5.00  
**\*NOT AVAILABLE TO PREP STUDENTS\***

### TOASTIE TUESDAY

CHEESE TOASTIE MEAL DEAL.....\$4.00  
**INCLUDES YOUR CHOICE  
OF FLAVOURED MILK**

### THURSDAY SPECIAL

TERIYAKI CHICKEN SUSHI BOWL.....\$5.00

## HEALTHY CHOICES

BOILED EGG.....	\$0.80
POPCORN (GF, V).....	\$1.00
FROZEN FRUIT CUP.....	\$1.00
PIECE OF FRESH FRUIT.....	\$1.20
HOT CORN ON THE COB.....	\$1.20
CHEESE AND CRACKERS.....	\$1.50
ZU-CHEESY FRITTER (VG).....	\$1.50
YOGHURT TUB.....	\$2.00
SNACK BOX (GF,V).....	\$2.70
SEASONAL FRUIT SALAD.....	\$2.70
ROASTED VEGGIE MUFFIN (VG).....	\$3.00
FRIED RICE (GF, V).....	\$3.50
GARDEN SALAD (V).....	\$3.50
GRAZING BOX.....	\$4.00
CHICKEN BURGER.....	\$4.50
CHEESE BURGER.....	\$5.00
CAESAR SALAD.....	\$5.00

## SANDWICHES & WRAPS

### SANDWICHES

**SANDWICHES ARE MADE ON WHOLEMEAL BREAD  
W NUTTELEX SPREAD**

CHEESE.....	\$2.00
VEGEMITE.....	\$2.00
HAM & CHEESE.....	\$3.50
CHICKEN & CHEESE.....	\$3.50
EGG, LET & MAYO.....	\$3.50

**GF BREAD AVAILABLE FOR EXTRA 50C  
TOASTED SANDWICHES EXTRA 20C**

### WRAPS

SALAD (V).....	\$3.50
SALAD+CHEESE+MAYO (VG).....	\$4.00
HAM+CHEESE+SALAD+MAYO.....	\$4.50
CHICKEN+CHEESE+SALAD+MAYO.....	\$4.50
SWEET CHILLI CHICKEN+LET+MAYO.....	\$5.00

## EXTRAS

TOMATO/BBQ/MAYO SAUCE SQUEEZY.....	\$0.30
SOY SAUCE.....	\$0.20
FORK OR SPOON.....	\$0.10
SUPPLIED FREE WITH NECESSARY ITEMS	

## HOT FOOD

UFO.....	\$1.00
COCKTAIL VEGGIE SPRING ROLLS (2).....	\$1.00
GARLIC BREAD (VG).....	\$2.20
HAM & CHEESE POCKET.....	\$2.50
MINI MEAT PIE.....	\$2.50
MINI HOT DOG.....	\$2.50
HOT DOG.....	\$3.50
5 X CHICKEN NUGGETS (GF).....	\$3.50
LARGE MEAT PIE.....	\$3.80
MEXI BEEF NACHOS (GF).....	\$4.00
SPAGHETTI & MEATBALLS.....	\$4.50
7" PIZZAS.....	\$4.50
HAM & PINEAPPLE/3 CHEESE PIZZA (VG)	
8 X CHICKEN NUGGETS (GF).....	\$5.50

## CHIPS & TREATS

SMARTY PANTS COOKIE.....	\$1.00
CHOC CHIP COOKIE (GFO AVAILABLE).....	\$1.00
DAILY SLICE.....	\$1.00
VARIOUS FLAVOURS DAILY	
JUMPYS (GF).....	\$1.00
S&V OR CHICKEN	
CUSTARD CUP (GF).....	\$1.50
RED ROCK DELI CHIPS.....	\$1.50
SEA SALT OR HONEY SOY CHICKEN	
WARM APPLE CRUMBLE.....	\$2.70
FRESH BAKED MUFFIN.....	\$3.00
BANANA MUFFIN (GF).....	\$3.00

## DRINKS

PLAIN MILK.....	\$1.20
BOTTLED WATER.....	\$2.00
POPPERS.....	\$2.00
APPLE, ORANGE, TROPICAL, APPLE BLACKCURRENT FLAVOURED MILK.....	\$2.50
CHOCOLATE OR STRAWBERRY	
GLEE.....	\$2.50
TROPICAL, BLACKCURRENT, RASPBERRY	
MOJO KOMBUCHA SODA.....	\$3.00
TROPICAL TWIRL/BERRY BLITZ	
EMMA & TOMS SMOOTHIES.....	\$3.50
KARMARAMA OR EXTREME C	



# IMPORTANT NOTES

1. **ALL LUNCH ORDERS MUST BE PLACED BY 9AM, LATE ORDERS AUTOMATICALLY GO TO THE NEXT TUCKSHOP DAY!**
2. Tuckshop is often closed on the last day of Terms 1, 2 & 3 and the last 2 days of Term 4. We are open on the first day of Terms 2, 3 and 4 and the 2nd day of Term 1 - **check P&C Facebook page for updates**
3. Forks and spoons are provided free of charge when purchasing food items which require cutlery, in all other cases a 10c charge applies.
4. If an item is unavailable a substitute menu item may be provided without notice.
5. Should any order be placed on the incorrect delivery day we will try to fulfil the order on the day needed but please note this is not always possible.
6. It is important for parents to note: Tuckshop staff and volunteers take every care in food preparation and are especially mindful of potential allergens and gluten. However, we are not an allergy/gluten free environment.



**NO STRAWS SUPPLIED EXCEPT FOR PLAIN MILK, POPPERS & SLUSHIES. FOR EVERYTHING ELSE WE DO NOT SUPPLY STRAWS AUTOMATICALLY. IF YOUR CHILD NEEDS A STRAW PLEASE ASK!**



## COLD TREATS

**AVAILABLE OVER THE COUNTER ONLY!**

**PLEASE NOTE: PREPPIES CAN ONLY PURCHASE OVER THE COUNTER IN TERM 4**

YOGHURT FROGS.....	\$0.20
QUELCH FRUIT TUBES (GF,V).....	\$0.80
FROZEN JUICE CUPS (GF,V).....	\$1.00
APPLE OR ORANGE	
RASPBERRY CALIPPO.....	\$1.00
LEMONADE ICY POLE (GF,V).....	\$1.50
RAINBOW PADDLE POP.....	\$1.50
CHOCOLATE PADDLE POP.....	\$1.50
TWISTED FROZEN YOGHURT (GF).....	\$2.50
MANGO & WATERMELON/CHOC-VANILLA	
SLUSH PUPPIE (GF, DF).....	\$2.20
MADE FROM 99% APPLE JUICE	
AVAILABLE FLAVOURS: SOUR APPLE, GRAPE, WATERMELON, RASPBERRY	
STRAWBERRY, LIME	

### ONLINE ORDERING VIA QKR!

**ONLINE ORDERING IS THE ONLY ORDERING METHOD - IT SAVES TIME FOR YOU & TUCKSHOP!**

OUR ONLINE ORDERING SYSTEM IS CALLED QKR! IT CAN BE DOWNLOADED FROM THE APP STORE ANY TIME OR YOU CAN ACCESS THE WEBSITE VERSION ON YOUR COMPUTER.

### COUNTER SALES

**CASH SALES ONLY FOR COUNTER SNACKS, FROZEN TREATS & DRINKS**

## BIRTHDAY TREATS

**EASY, HASSLE FREE BIRTHDAY TREAT FOR THE WHOLE CLASS**

**QUELCH ICE BLOCKS**

**\$15.00**

**CALIPPO ICE BLOCKS**

**\$20.00**

**CLASS COOKIES**

**\$20.00**

**ICED CUPCAKES**

**\$30.00**



## VOLUNTEERS & DONATIONS NEEDED

Our wonderful Tuckshop is a business of the P&C Association.

Any small profit made is re-distributed to the school in the way of new resources for our kids!

If you would like to support our Tuckshop by Volunteering or making a donation of equipment or staple items, we would be so grateful!

**For more information please email [talaratuckshop@gmail.com](mailto:talaratuckshop@gmail.com)**



**Talara Primary College**  
Parents and Citizens Association  
*Helping our kids to shine*





# PREPARING TO START SCHOOL

WITH Parent**TV**

Your little one has a new backpack,  
school shoes and uniforms.  
They're as ready as they'll ever be...


## **But, what about you?**

Starting school is a huge transition for both kids and parents. It's new territory for many of us, and with that comes new challenges. Some kids will breeze in, wave over their shoulder and never look back. But, others will struggle, and as parents, we might struggle with knowing how to help them. That's what ParentTV is for!

**As a ParentTV school enquire about getting  
your FREE access today!**



At ParentTV, we bring together a range of child specialists to help parents navigate everything from lunchboxes to loneliness. In our selection of short, easy-to-watch videos, you can get tips, tricks and research-based insights from experts who know what it takes to help our kids **grow, learn** and **thrive**.



## FEATURING TOPICS SUCH AS:

Preparing your child to start school

Dr Kaylene Henderson, Psychiatrist

Play ideas with a 5 year old

Elise Easdown, Occupational Therapist

How a growth mindset can be developed through play

Elise Easdown, Occupational Therapist

How to help children make friends

Claire Orange, Parenting Author & Educator

How to hold a pencil

Elise Easdown, Occupational Therapist

Screen Time Use: 5 – 8 year olds

Dr Kristy Goodwin, Digital Wellbeing Expert

Handling goodbyes and separation anxiety at school

Dr Kaylene Henderson, Psychiatrist

Access your school subscription at  
**[www.parenttv.com/membership](http://www.parenttv.com/membership)**

SCHOOL CODE

**talara**



**Enjoy FREE access to ParentTV's parenting education  
and advice when your child enrolls.**

## Two useful Apps to Download - The QSchools & QParents Apps

The **Q-Schools App** is a great way to keep up with **what is happening in our school community**. Download the Qschools App for free and select Talara as a favourite. Be sure to enable PUSH notifications as we use this app to send out important PUSH notifications to our school community. If you have the QSchools App installed and have enabled PUSH notifications, you'll receive these notifications on your mobile phone. The QSchools app will also show you notifications when we add events to the school calendar, upload a newsletter to our website or publish a news article on our website.

The **QParents App** is a great way to keep up with **your student/s information**. You can view and download their report cards, submit absence notifications, view attendance records, view payment history, see outstanding invoices and make payments.



Department of Education

# QSchools

mobile app

The QSchools app is a convenient way to share up-to-the-minute information with the school community.

The app is designed to integrate with Websites for Schools websites. When a school publishes content to their website, the app is automatically updated with the latest news, events and newsletters.

Emergency announcements and push notifications, such as information about natural disasters and school closures, can be published by the department.

All Queensland state schools are searchable via the app, however only schools who have upgraded their school website with Websites for Schools will benefit from all the features of the app.

Encourage your school community to download for free via the Apple iTunes Store/Google Play

Parent and Community Engagement Framework alignment

The QSchools app is a useful tool for schools implementing the Parent and Community Engagement Framework to facilitate:

- better communication with the school community
- community collaboration
- encourage participation in the school community.

Compatible with the following devices:

Android Apple

Benefits for parents, carers and families:

- access the latest school news, newsletters and calendar events
- receive emergency announcements and push notifications
- follow multiple schools
- search for the nearest school by current location, postcode, school name or suburb.



Department of Education and Training

# QParents

Your child's educational journey in your hands

Access your child's student information online and stay connected to your school.

Anywhere, anytime:

- report cards and assessment
- timetables and class times
- attendance records
- invoice and payment details
- online payments and much more

Visit [qparents.qld.edu.au](http://qparents.qld.edu.au)

Register online for QParents then scan to download the free iPhone app

## Registering for QParents

Please complete the QParent Account Owner (QPAO) section below and return it to the office. You will receive an invitation email (unless your child is enrolling in Prep as the QParents invitations for new Prep students are sent out to the entire Prep year level towards the end of Term 1).

The invitation email contains a unique invitation code. To register, you simply need to follow the instructions in the email to complete the QParents registration process. If you do not want to register, you can ignore the invitation email and your child's student information will not be made available via QParents. For more information, please refer to the QParents flyers in your Parent Information Booklet.

Decide which parent will be the preferred QParents Account Owner (QPAO) and complete below.

Parent / Guardian Name: \_\_\_\_\_

Student Name: \_\_\_\_\_

Name of preferred QPAO: \_\_\_\_\_

Email address: \_\_\_\_\_



# QParents



## Fact sheet for parents

### What is QParents?

QParents is a user-friendly portal accessible via app or web browser, providing parents with secure online access to information about their child's schooling.

### How will QParents assist me?

QParents enables you to access and manage information about your child online.

### What information is available in QParents?

You can access information about:

- attendance details
- timetables and upcoming events
- report cards and assessments
- invoices and payment history.

### What are the benefits of using QParents?

You will benefit from:

- greater transparency with online access to your child's information
- ease of viewing and updating your child's details including address and medical conditions
- anytime, anywhere access on a smart phone, tablet or computer
- access to the latest information in one centralised place
- improved administration efficiencies and reduced printing and mail outs.

### Which schools use QParents?

QParents is an optional resource available to any Queensland state school. Depending on the needs of their community, schools may choose to use QParents.

Contact your child's school to find out if they are registered to use QParents.

### How do I register for QParents?

Your child's school will send you a letter or email inviting you to register for QParents. You will then be able to register via the secure QParents website: [qparents.qld.edu.au](http://qparents.qld.edu.au) using the unique invitation code contained in the letter or email.

You will require each child's unique EQ ID and you must verify your identity by providing 100 points of ID. If you cannot verify your identity online, you should contact your child's school for assistance.

The school will review your registration and approve your account. You will then be able to access the QParents app and delegate read-only access to another parent, carer or family member, known as a 'Delegated Viewer'.

For more information on registering and verifying your identity, see the QParents registration fact sheet.

### What personal information is stored about me in QParents?

The following details are securely stored on your QParents account:

- your full name
- your email address
- your mobile phone number (if provided)
- basic details of any delegated viewers you have invited
- the types of documents you provided during registration (but not the actual documents)
- details of any payments you have made (but not credit card details).

### Where is my personal information stored?

The Department of Education has contracted Microsoft to host the QParents app. Your personal information is stored in Microsoft's secure data centre in Australia. All personal information is protected using the latest encryption techniques, rendering this information unreadable to unauthorised people. For more information, see the Microsoft Azure Trust Centre.



## Will you use my data for advertising purposes?

No. Queensland Government agencies are not permitted to disclose your information for marketing, advertising or other purposes.

## Where has my child's information been sourced from?

Information about your child in QParents has been collected through school processes such as enrolment and/or recorded by teachers and school staff in the school's IT system called OneSchool.

## How current is the information in QParents?

Information will be available in QParents as soon as it has been recorded or updated in OneSchool.

Any information updated by you in QParents (e.g. reasons for absences, your child's details or medical conditions) will be available immediately for the school to review and confirm the update in OneSchool.

## What happens if I don't want my child's information in QParents?

Where there is more than one parent or guardian of a child, either party may opt to have a QParents account. In these circumstances, your child's information will be available to the other parent or guardian. If all parties do not want their child's information in QParents, you should contact your child's school.

## Where can I find help using QParents?

If you need assistance using QParents, you can:

- check the help page at [qparents.qld.edu.au/#/help](http://qparents.qld.edu.au/#/help)
- call 13 QGOV (13 74 68)
- use the 'Give us your feedback' option in QParents
- contact your child's school.

# QParents



## Registration fact sheet

### What do I need to register for QParents?

To register, you will need:

- your unique invitation code sent to you by your child's school
- an active email account
- each child's EQ ID number
- 100 points of ID to verify your identity.

### How do I verify my identity?

To verify your identity online, you must provide at least 100 points from the online documents list:

Document	Points	Document	Points
Australian passport	50 pts	Australian marriage certificate	40 pts
Australian driver licence	50 pts	Australian change of name certificate	40 pts
Australian birth certificate	50 pts	Australian visa (foreign passport)	20 pts
Australian citizenship certificate	40 pts	Medicare card	20 pts

### What if I can't verify my identity online?

If you are unable to provide 100 points of ID online, you can still register for QParents.

During the registration process, select the 'not enough ID' option and then visit the school to have your identity verified.

The school can verify your identity using a combination of 100 points of the following documents and the additional identity documents.

Document	Points	Document	Points
Passport	60 pts	Marriage certificate	40 pts
Driver licence	60 pts	Citizenship certificate	40 pts
Birth certificate	50 pts	Change of name certificate	40 pts

### Additional identity documents

You will also need to show at least one additional document from List 1 or two documents from List 2.

List 1	List 2
Learner driver's licence	Bank statement showing your name and address (less than 6 months old)
Working with Children Check (blue card)	Utilities statement showing your name and address (less than 6 months old)
Adult proof of age card	Pensioner Concession Card
Queensland Weapons Licence	Department of Veterans' Affairs entitlement card
Industry Authority cards (issued by the Department of Transport and Main Roads)	Health Care Card or Seniors Health Card or other Department of Human Services entitlement cards
	Student identity card issued by an Australian education institution
	Queensland or Australian Government staff identity card

### Still unable to verify your identity?

In exceptional circumstances, school principals may approve QParent accounts under the 'Known Person/Community Standing' option.

### When will my account be activated?

Once your identity has been verified, the school will activate your account.

### Need help?

Additional assistance is available from:

- QParents help page at [qparents.qld.edu.au/#/help](http://qparents.qld.edu.au/#/help)
- call 13 QGOV (13 74 68)
- use the 'Give us your feedback' option in QParents
- contact your child's school.







## Carmen the Creative Chameleon



*Kirra the  
Communicating  
Kookaburra*



*Ivan the  
Investigating  
Ibis*



*Penny the Participating Penguin*



# Ralph the Reflecting Orangutan



*Theo the Thinking Owl*

[illegible]



## Carmen the Creative Chameleon



*Kirra the  
Communicating  
Kookaburra*



*Ivan the  
Investigating  
Ibis*



*Penny the Participating Penguin*



# Ralph the Reflecting Orangutan



*Theo the Thinking Owl*

[illegible]



## Carmen the Creative Chameleon



*Kirra the  
Communicating  
Kookaburra*



*Ivan the  
Investigating  
Ibis*



*Penny the Participating Penguin*



# Ralph the Reflecting Orangutan



*Theo the Thinking Owl*

[illegible]